



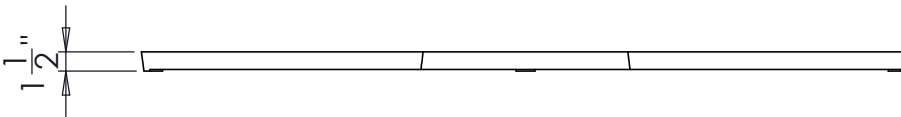
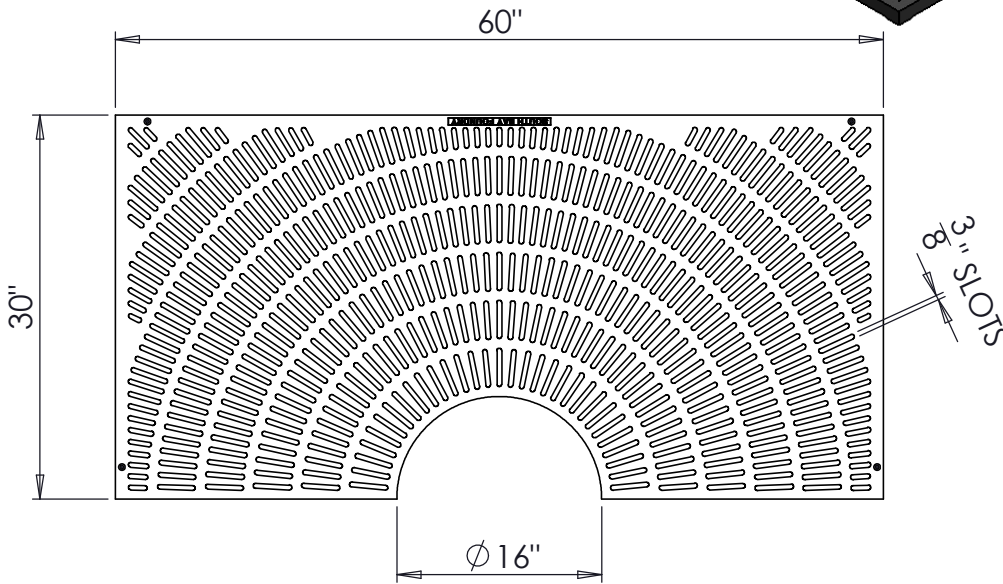

South Bay Foundry

WWW.SOUTHBAYFOUNDRY.COM

PHONE: (619) 956-2780 FAX: (619) 956-2788

D0260-1.5SQ

60"x60" STA STYLE TREE GRATE



WEIGHT	
PER SET	450 LB

GENERAL INFORMATION

- *MATERIAL: CAST IRON, DUCTILE IRON, OR ALUMINUM
- *FINISHES AVAILABLE: BARE, PAINTED, POWDER COATED, OR SHARK GRIP
- *APPROXIMATE TREE OPENING: Ø16", Ø24", OR Ø32"

APPROVED

BY:

TITLE:

AGENCY:

DATE:

5/22/2013